



TECHNISCHES DATENBLATT
OPEN SPACES

SERIE MAILBOX

by  **MEGABLOK**





CHARAKTERISTIKEN

Körper

Aus wasserabweisender mitteldichter Faserplatte, 16 mm dick und mit melaminharzimprägniertem Dekorpapier überzogen. Umrandung aus weißem PVC.

Diese Platte entspricht mindestens den in der Norm UNE-EN 312 für den Plattentyp P3 festgelegten Eigenschaften:

Eigentum	Beugung	MOE	Trac. Perp.	Trac. Sup.	Hinch. 24 h	Trac. Perp. (T-313)	Hinch. 24 h (T-313)	Trac. Perp. (T-100)
Aufsatz	UNE-EN 310	UNE-EN 310	UNE-EN 319	UNE-EN 311	UNE-EN 317	UNE-EN 321	UNE-EN 321	UNE-EN 1087-1
Einheiten	N/mm ²	N/mm ²	N/mm ²	N/mm ²	%	N/mm ²	%	N/mm ²
3 a 4	- 13,0	- 1.800	- 0,50	- 0,80	- 17,0	- 0,18	- 15,0	- 0,09
> 4 a 6	- 14,0	- 1.950	- 0,50	- 0,80	- 16,0	- 0,18	- 14,0	- 0,09
> 6 a 13	- 15,0	- 2.050	- 0,45	- 0,80	- 14,0	- 0,15	- 14,0	- 0,09
> 13 a 20	- 14,0	- 1.950	- 0,45	- 0,80	- 14,0	- 0,13	- 13,0	- 0,08
> 20 a 25	- 12,0	- 1.850	- 0,40	- 0,80	- 13,0	- 0,12	- 12,0	- 0,07
> 25 a 32	- 11,0	- 1.700	- 0,35	- 0,80	- 13,0	- 0,10	- 12,0	- 0,07
> 32 a 40	- 9,0	- 1.550	- 0,30	- 0,80	- 12,0	- 0,09	- 11,0	- 0,06
> 40	- 7,0	- 1.350	- 0,25	- 0,80	- 12,0	- 0,08	- 11,0	- 0,06

(*) Die Einhaltung von T-313 oder T-100 ist ausreichend.

Mit Innenfach.

Briefkastenschlitz in jeder linken Tür.

Wartungsfrei.


Schiebeschloss mit abnehmbarem Zylinder und Hauptschlüssel. Mit zwei Benutzerschlüsseln.

Höhenverstellbare 150 mm PVC-FüÙe.

Inklusive Melamin-Sockel.


FARBEN

Körper



M-060

Türen aus wasserabweisendem Melamin



M-060



M-34W



M-172



M-155C



M-4AT

Türen aus Melamin



M-183



M-34W



M-22G



M-35W



M-023



M-U522



M-72E



M-231



MM-240



M-52A



M-50D



M-51S




M-17N



M-75V



M-18N



M-99Q



M-06F



SCHLÖSSER



Standard



Polyamid Drehriegel-
verschluss für
Vorhangschlösser



Metallischer Drehrie-
gelverschluss für
Vorhangschlösser 1



Metallischer Drehrie-
gelverschluss für
Vorhangschlösser 2



Metallgriff



Münzschloß
(Pfandschloß,
Münzrückgabe)



Münzschloß (Kas-
sierschloß, mit
Münzsammelbox)



Manuelles Kombina-
tionsschloß



NEXT 1



NEXT 2



SOLA



VERSA MINI



TELEC



ELOCK



PROXI 2



PROXI 3



VERSA MINI

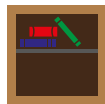
OPTIONEN



Innerer Briefkasten



Nummerierung



Vertikale Trennwände



Seitlicher Gardero-
benständer



Türen aus Phenolharz



Kommode mit
Schubladen

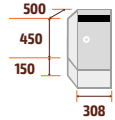


Magnet

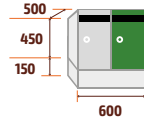


KOMBINATIONEN UND MAßE

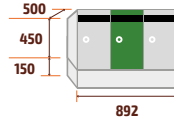
SERIE MAILBOX-A



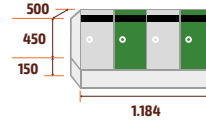
MAILBOX-A-30/1



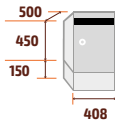
MAILBOX-A-30/2



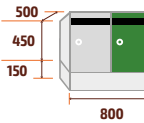
MAILBOX-A-30/3



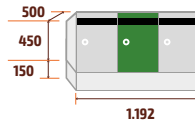
MAILBOX-A-30/4



MAILBOX-A-40/1

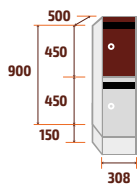


MAILBOX-A-40/2

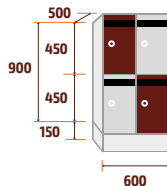


MAILBOX-A-40/3

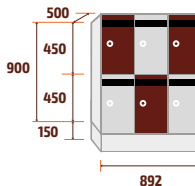
SERIE MAILBOX-B



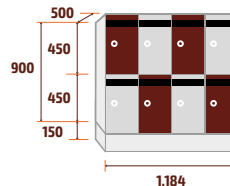
MAILBOX-B-30/1



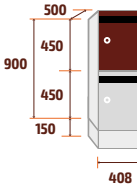
MAILBOX-B-30/2



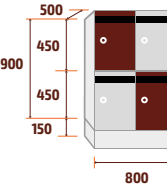
MAILBOX-B-30/3



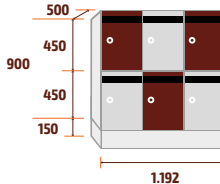
MAILBOX-B-30/4



MAILBOX-B-40/1

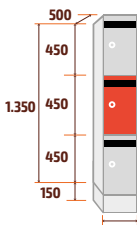


MAILBOX-B-40/2

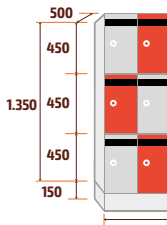


MAILBOX-B-40/3

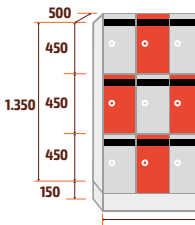
SERIE MAILBOX-C



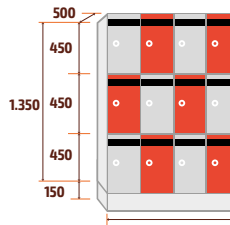
MAILBOX-C-30/1



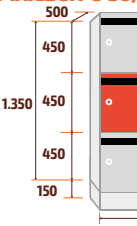
MAILBOX-C-30/2



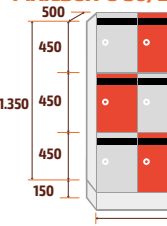
MAILBOX-C-30/3



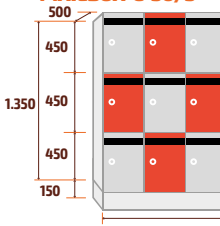
MAILBOX-C-30/4



MAILBOX-C-40/1



MAILBOX-C-40/2



MAILBOX-C-40/3